

MULTIVISTA GLOBAL PRIVATE LIMITED

Sustainability Journey

1



AGENDA

01

Sustainability Objectives

Sustainability Objectives - Multivista

02

Sustainability Strategy

Our Sustainability Approach – Strategy, Framework, Governance & Enablers

03

Materiality Issues

Our Updated Material Issues

04

Sustainability Metrics & Initiatives – Baseline, Short term, Long-term Roadmap

Our Sustainability Roadmap & Sustainability Performance Indicators along with Action Points for each metrics

05

KPI's for each Identified Material Issues

KPI's, Current status for each material issues

Sustainability Objectives

Why it is important to us?



The mark of responsible forestry
FSC® C199630

01

Sustainability now features as a key priority of the Company's strategic agenda, and we are committed to maximizing our contribution to the UN SDG's and India's ambition for an inclusive, net zero economy. As part of this commitment, we recognize the need for continuously improving our Environment, Social and Governance (ESG) practices and disclosures



02

This sustainability summary is an example of how we are increasing our transparency and aims to provide an overview of the progress made during 2021 to further enhance our approach to identifying and managing the most material Sustainability risks and opportunities facing Multivista.



GREENHOUSE GAS PROTOCOL

03

In 2021, we initiated Stakeholder Engagement & Materiality Analysis to identify the most relevant material issues. We also have taken GHG inventory in 2021 with base year being 2019. The inaugural Multivista Sustainability Report with enhanced disclosures, encompassing strategic initiatives and KPIs, will be published during 2022. We have also committed to SBTi for our GHG reduction commitments. Implemented ISO 14001, **FSC® C199630** SMETA certification.



Our journey follows a clear mission



We strive to support our clients in accelerating their own transformation. Our products and solutions shall be built on this commitment.”

02

We aspire to contribute to an environmentally sound, socially inclusive and well-governed world.

01



Sustainability Strategy

Through our sustainability strategy we seek to manage the business risks and opportunities across the material ESG topics that matter most to our stakeholders. This approach strengthens our business resilience and operational practices, while harnessing opportunities to support our customers to transition to an inclusive, net zero economy. Our strategy also enables us to play a leading role in contributing to country's strategic commitments on the Sustainable Development Goals (SDGs).



Our sustainability strategy consists of four strategic priorities: Low Carbon Transition & climate action, Customers, Communities & Employees. Each of these pillars consists of key focus areas to clearly pinpoint the initiatives we are seeking to address. This new sustainability strategy is now a core pillar of our overall corporate strategy, demonstrating the increased level of ambition set by the management to operationalise ESG initiatives across the organization.

SUSTAINABILITY STRATEGY – 4C Framework



Multivista – Stakeholder Identification & Engagement

Below stakeholders are identified and engagement is conducted to understand their interest

Top Management/Share holders

Includes Multivista Top Management and the Board of Directors. Engagement through Management Review Meetings regularly

Employees

All Full time employees of Multivista. Engagement through townhall meetings, appraisal discussions, weekly/monthly review meeting

Business Partners/Suppliers

Organizations/Individuals who provides goods or services to Multivista. Engagement through email



Customers

Existing & Potential Customers of Multivista. Engagement through email

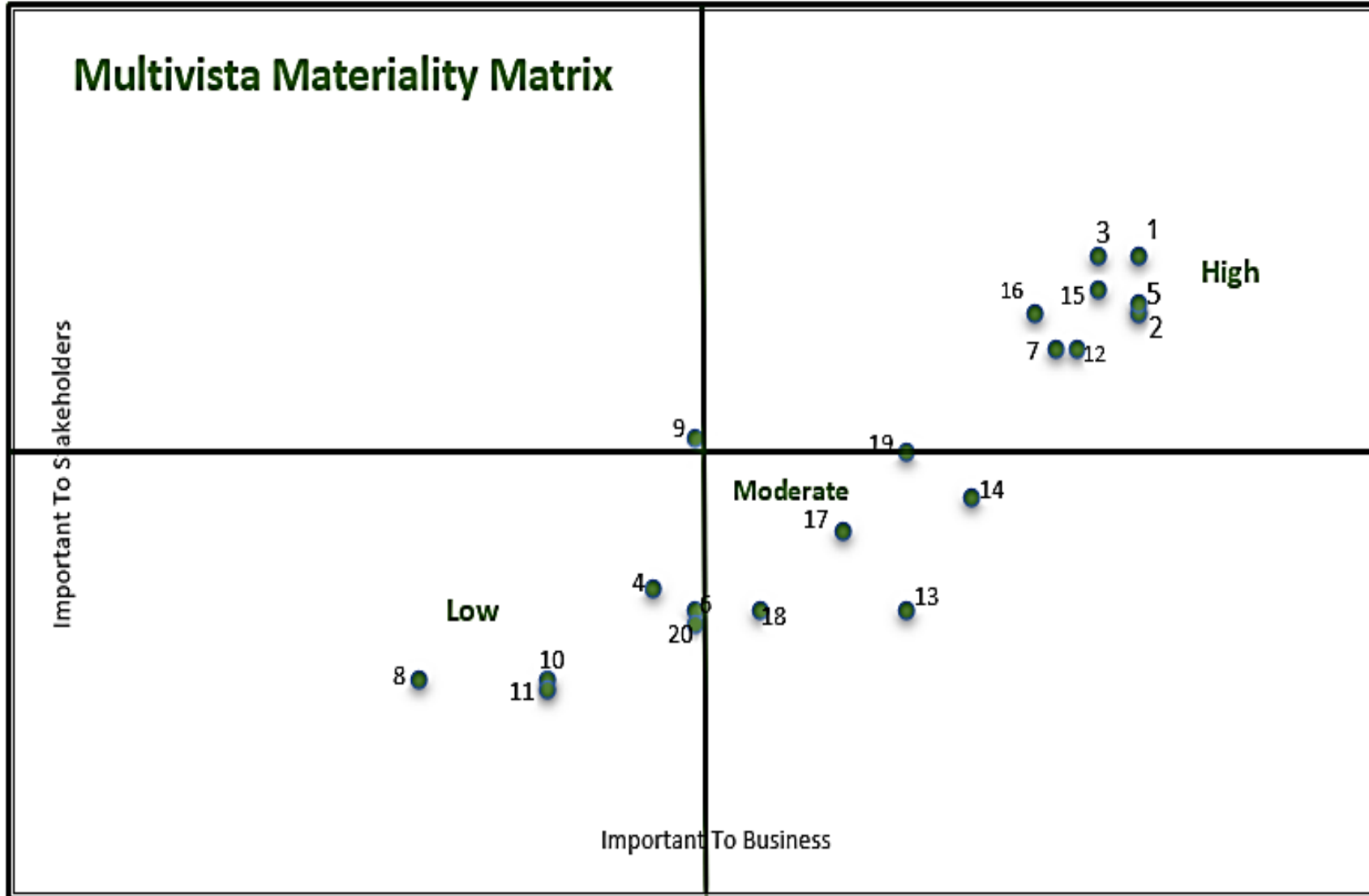
Local Community

The local community within 15 km radius of Multivista operations. Engagement through local community representatives.

Government

The relevant local and national Government authorities of Multivista. Engagement through email

Multivista – Materiality Matrix Analysis




1. Customer Delight
2. Safe & Happy Workplace
3. Economic Performance
4. Business Ethics
5. Energy Efficiency
6. Return of Investment
7. Employment & Engagement with Local people
8. Quick Turn- Around – Time
9. Fair Pricing
10. Environment Friendly
11. Prompt Payment
12. Awards & Recognition
13. Product innovation and competitiveness
14. Regulatory Compliance
15. Waste Management
16. Eco-friendly materials
17. Training and Development
18. Climate Protection
19. Wastage Reduction
20. Enhance company reputation

Multivista Top Materiality Topics & SDG Alignment

Based on Stakeholder engagement & materiality analysis



SDG Alignment



AGENDA

04

Sustainability Metrics & Initiatives – Baseline, Short term, Long-term Roadmap

Our Sustainability Roadmap & Sustainability Performance Indicators along with Action Points for each metrics

Sustainability Initiatives

ENERGY AUDIT

Based on the Energy Audit Observations – We have replaced the Pneumatic Compressor resulting in Energy Savings of C

INCREASE SHARE OF RENEWABLE ENERGY

From the Base year of 2019 at 0%, Wind energy share of energy supply has been increased to 85%

COMMITTED TO SBTi

First Printer to Commit to SBTi to reduce 28% of GHG Emissions (Scope 1 & 2) by 2030

TRAINING & DEVELOPMENT

Initiated Stage 1 Training Sessions to all Employees of Multivista on GHG emissions & encouraging employee engagement.

USAGE OF FSC® PAPER

Increase usage of Fsc® Paper to 90% by 2024

COMPOSTABLE SHRINK FLIMS

Identified & Encourage use of Compostable & Recyclable Shrink films for packing of books in Shrink pack.

NO PLASTIC ZONE

Elimination of Plastic bottles at Multivista Print Factory. Plastic cups/ Plastic water bottles have been replaced with Glass & Metal bottles.

TREE PLANTATION – GREEN FACTORY

We have undertaken a Target of Planting 150 Tree Saplings by 2023 inside our Factory.

EMPOWERING THROUGH EDUCATION

Multivista supported Madras Seva Sadan School in building Six Classrooms



SUSTAINABILITY METRICS – SCOPE 1 & 2 EMISSION LEVEL (3 YRS , YoY COMPARISON)

YEAR	Scope 1 emissions Co2e (in MT)	Scope 2 emissions Co2e (in MT)	Total emissions Co2e (in MT)
2019 Apr to 2020 Mar (BY)	255	1502	1757
2020 Apr to 2021 Mar	230	460	690
2021 Apr to 2022 Mar	152	112	264
Reduction in emission from BY 2019	41%	92%	85%

- 2019-2020 is the Base Year (BY)
- Our financial year is between April to March. Hence all the data relates to this period


SUSTAINABILITY METRICS – BASELINE, SHORT TERM AND LONG-TERM ROADMAP

Sustainability Linked Factors	Unit of Measurement	2019 (Base line)	2024	2030
GHG	Intensity	0.3 CO2e/ton of Paper & Board	20% in terms of Scope 1 & Scope 2	28% Scope 1 & Scope 2)
ENERGY	Energy Intensity	522 kwh/ ton of Paper & Board	5%	10%
	Renewable Grid	0	75%	90%
WATER	Water recycled %	50%	85%	95%
WASTE MANAGEMENT	Waste %	0%	75%	90%

Sustainability Metrics 1 & 2 – GHG Emissions & Energy Efficiency

14

GHG Emissions Reduction through Responsible Resource Usage & Energy Efficiency



- Our baseline year for GHG Measurement is 2019 and GHG Intensity is “0.3 CO₂e/ton of Paper & Board”
- Long- Term plan (2030)
 - We have committed to SBTi, and our ambition is to reduce 28% of GHG emissions (Scope 1&2) compared to our base year emissions.
 - GHG Emission reduction through adaptation of low carbon technology machines and improving energy efficiency of the press
 - Increase Renewable share of energy to 90% of total energy consumption by 2030 (Base line is 0% at 2019)
- Short term plan (2024) -) our ambition is to reduce 20% of GHG emissions (Scope 1&2) compared to our base year emissions.
 - GHG Inventory calculation to identify the hotspots & major GHG emission sources
 - Increasing usage of Renewables to 75% by 2024 (Base line is 0% at 2019)
 - Increase awareness of employees about GHG emissions through training programs and encouraging employee participation and engagement towards GHG Emission reduction commitment.

Sustainability Metrics 2 – Energy Efficiency

Energy Efficiency through investment on new technologies and responsible energy management



- Our baseline year is 2019 and Energy Intensity is “522 kwh/ ton of Paper & Board”
- Long- Term plan (2030)
 - 10% reduction in Energy intensity by 2030 from 2019 baseline data
 - Implementation of ISO 50001 Energy Management standard for enhancing energy management system.
- Short term plan (2024)
 - 5% reduction in Energy intensity by 2024 from 2019 baseline data
 - Energy audit to be conducted every year to identify energy hotspots & leakages and implement recommended measures
 - Awareness session to employees on importance of energy conservation and best practices to save energy
 - Highly energy efficient New Technology Printing Press to be installed by end of 2022 (Ryobi)
 - Highly energy efficient and state of art Kodak CTP to be installed by third quarter of 2022.
 - Implementation of motion sensors at factory to automate power on/off depending on human movement
 - Changing from highly energy consuming light sources to LED light sources.

Sustainability Metrics 3 – Water Management



Water Management through responsible consumption and recycling
Our baseline year is 2019 and water recycling rate is 50%

- Long- Term plan (2030)

- Increasing water recycling rate to 95% through effective usage of STP
- Water Sensors in taps across the factory to reduce water wastage and leakages

- Short Term plan (2024)

- Increasing water recycling rate to 85% through implementation of new STP plant
- Conduct water audit to understand water consumption and water footprint
- Awareness sessions to improve the employee engagement in water conservation projects
- Improving ground water level through effective rainwater harvesting

Sustainability Metrics 4 – Waste Management

Waste Management using 3R – Reduce, Reuse and Recycle.

We classify our non-hazardous waste into below categories

- **Paper & cardboard**
- **Plate**
- **Plastic**
- **Food waste**
- **Others**
- **Hazardous waste**

Waste management is part of organization culture. Employees are constantly motivated to implement lean printing.

Our roadmap for waste reduction is as below

- **Using 25x37" size presses which saves plate consumption (Aluminum) by 25%**
- **Awareness sessions on process efficiency improvement, color management, print quality control etc. to reduce process waste**
- **Shifting to process less plates – 10% by 2023, 30% by 2025 & 60% by 2030. Process less plates also reduces consumption of Developer chemicals which is a hazardous waste.**
- **For Hazardous waste, we are improvising the current ETP plant by second quarter of 2023 which will help in recycling 95% of Hazardous waste inside factory. Currently Hazardous materials are disposed safely through a Government Authorized agency.**



SNAPSHOTS OF SUSTAINABILITY AWARENESS



Thanks for your attention.

