



MULTI ✓ ISTA

karloskar
Pneumatic

OIL INJECTED ELECTRIC SCREW COMPRESSOR

Redefining Reliability and Efficiency



Steel



Oil & Gas



Textile



Food & Beverages



Pharmaceutical



Automobile

A Future Filled with Potential!

Kirloskar Pneumatic Company Limited (KPCL), founded in 1958, is one of the core companies of the Kirloskar Group of companies. A pioneer in compressed air and gas solutions that includes Air Compressors, Air Conditioning and Refrigeration Systems, Process Gas Systems, Vapour Absorption Systems and Industrial Gear Boxes, KPCL has grown over the last 60-years, driven by a rich legacy in manufacturing and industrial innovation.



With a strong global presence, KPCL's state-of-the-art facility in Pune undertakes research & development, manufacturing, assembly, testing, meteorology and other business processes. Focusing on continually evolving and developing our offerings, KPCL has led the way in developing sophisticated, hi-tech, future-ready products and solutions for further strengthening our long-standing relationships with our customers.

Relentless innovation and smart future-ready, dependable solutions

In-House Technology and Infrastructure

Kirloskar Pneumatic has state-of-the-art manufacturing facilities to consistently manufacture customer-centric solutions and deliver orders promptly and reliably. Airends which are the heart of a screw compressor with asymmetric, helicoidal screw profile are manufactured in-house using

state-of-the-art rotor cutting machine and our own casting facility.

Our manufacturing facilities are ISO certified and equipment such as CNC and VMC machines, grinding machines, paint shop etc helps maintain

high precision and tolerances, towards meeting the highest quality standard product under supervision of an expert team. All this ensures that world-class products can be tested and manufactured remotely by our customers.



Applications:



Steel

Used in the steel plant for blasting air in the blast furnace, for production of oxygen and nitrogen in an air separation plant, and operation of pneumatic devices.



Food & Beverages

The primary choice for the Cold Chain Food industry, Breweries, Beverages, Dairy and Meat processing



Oil & Gas

Used in a wide variety of ways, from powering pneumatic tools, to pipeline transformation to helping with petroleum refining, petrochemical synthesis and gas injection.



Automobile

Powering pneumatic tools and machines that lift, transport, position and fasten vehicle components, in addition to removal of dust and inflating tyres.



Textile

Compressed air application to the textile industry including power looms, spinning machines, ginning mills and other industrial equipment used to process denim, polyester yarns and other fabrics.



Pharmaceuticals and Chemicals

Helping drug makers manufacture life-saving drugs, as well as in the manufacture of fertilizers.

Driven by Efficiency and Reliability

Airend

- » The compact design of air end, along with its high-efficiency and reliable arrangement for transmission of power, makes the compressor energy-efficient and the machine's overall performance reliable.
- » Equipped with the best rotor lobe combination to get good volumetric efficiency resulting in high flow rate.
- » Forged rotors which lead to higher durability and strength.



Air Intake System

- » Guided suction filter helps to lower pressure drop as well as noise
- » Cleaner air ensured all the time with the two-stage filtration with efficiency of 99.95%



Canopy & Base Frame

- » Acoustically designed modular metallic canopy to limit noise level of the package. The noise measurement is as per Pneuop / Cagi ISO2151 & ISO3744 standard.
- » Easy accessibility to internal components as a result of proper doors.
- » Can be opened when compressor is in operation.



Electric Motor

- » Provide Indian manufactured motors
- » Efficiency class as per IE2 (can provide IE3 motors as an option)
- » Suitable for site conditions as per IP55, class F insulation



Air Oil Separation System



- » Compressed air and lube oil separated in multi-stage air-oil separator tank
- » Efficient air-oil separator element limits the oil carried over to the desired level
- » Minimum pressure drop, across the separator



After Cooler

- » Air is cooled in radiator type after-cooler
- » Differential pressure monitoring across the cooler enables continuous checking of cooler performance and detection of choking
- » Auto drain trap provided in moisture separator removes water from the system



Control Panel



Compressor is provided with 'Starter cum Control Panel', which is micro-processor based and inbuilt in the compressor

Display Screen- LCD graphic display

IP protection - IP 65 from front and IP from rear

Can be easily communicated with DCS, SCADA through RS 232/RS 422/ RS 485/Ethernet/IOT

Real time will be displayed on the controller for any alarm to be retained up to two weeks

Panels have protection against reverse polarity

Starters are Type 2 co-ordination - under short circuit conditions, the contactor or starter shall prevent damage to the installation or person

Remote monitoring and control

- » Remote monitoring of compressor through Internet of Things (IoT).
- » On the springboard display, the user can see the total on/off and alarm-wise population of all the compressors with the last updated data.
- » On the individual dashboard, the user can see the last data with the date, time and operating parameters for the respective compressor.
- » User can see the required parameters for the selected period of the respective compressor and can export the same in an excel format.



Save Energy with in-built Kirloskar Variable Frequency Drives (VFD)

- » VFD helps in matching the compressor output with the plant load by varying the motor speed.
- » The power consumption reduces in line with the plant load, which helps in reducing the electricity bill.
- » VFD helps in maintaining low starting motor currents. Thus, at the time of starting, there is a reduction of thermal & mechanical stresses on the motors & belts.
- » Suitable for compressed air system with fluctuating demand.

Benefits

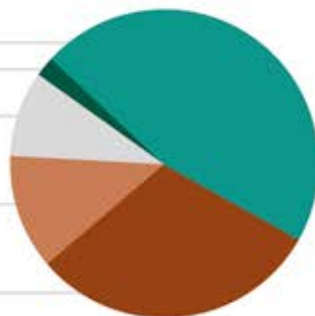
Saves up to 35% energy through:

- » Minimized idle time
- » Reduction of working pressure
- » Quick reaction on demand changes
- » Smooth operation
- » Less wear and tear of the compressor
- » Longer lifetime
- » No starting current peaks



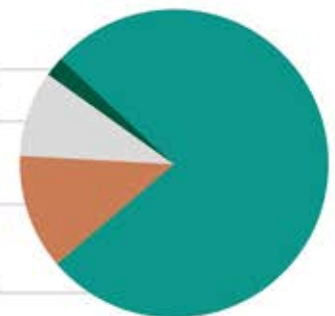
Compressor with VFD

- » Energy Consumption 42%
- » Installation 2%
- » Maintenance 9%
- » Equipment Cost 12%
- » Saving 35%



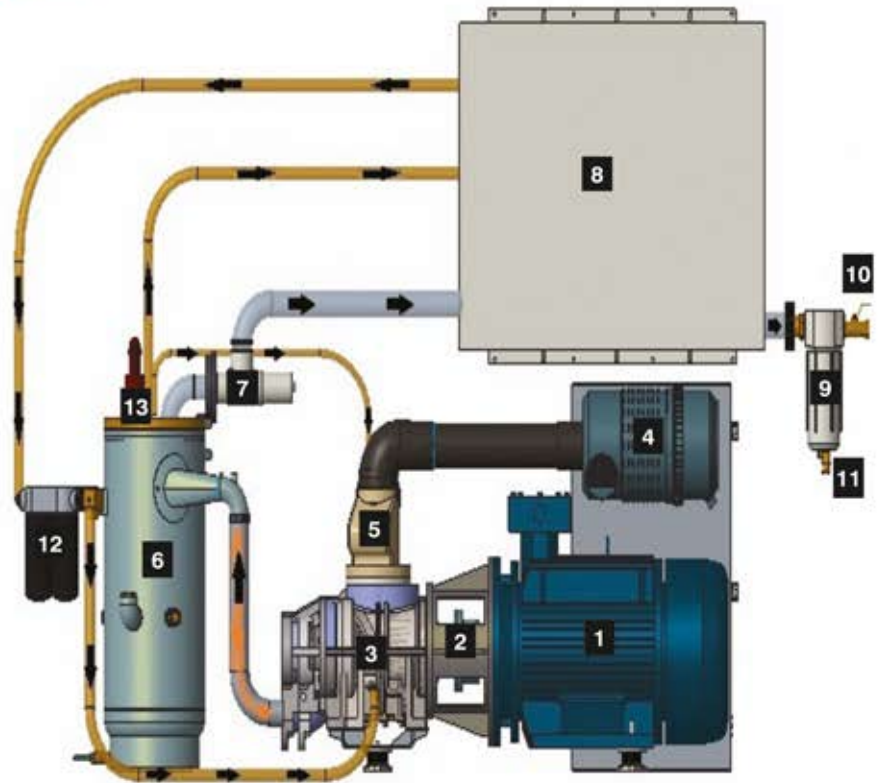
Compressor without VFD

- » Installation 2%
- » Maintenance 9%
- » Equipment Cost 12%
- » Energy Consumption 77%



Air / Oil Flow Diagram

1. Electric motor
2. Drive coupling
3. Air-end
4. Intake air filter
5. Intake air control valve
6. Air-oil separator
7. Minimum pressure valve
8. Combi-cooler with motor
9. Moisture separator
10. Outlet valve
11. Autodrain
12. Oil filter
13. PSV



Built in Accessories

Moisture Separator with Auto Drain Trap

To separates condensed moisture from cooled compressed air.

Safety Relief Valve

To protect against built-up of high pressure in air / oil separator

Blow Down Valve

This facilitates very low power consumption in unloaded condition

Additional Safeties

Minimum pressure valve, oil level indicator etc.

Accessories

Kirloskar Refrigerated Dryer

Capacity: 40 cfm-1000 cfm
Working pressure: 7-16 kg/cm²
Dew Point: +3°C - +7°C PDP

Salient Features:

- » Maintenance free and user-friendly
- » Compact design & lesser footprint
- » Eco-friendly refrigerant for all models
- » Low-pressure drop
- » Dual stage effective moisture separation
- » Built with necessary system protectors



Note: Dryers of higher capacity also available

Typical Compressed Air System



Particulate Filters

Capacity:
60-1300 cfm

Working Pressure:
7-16 kg/cm²

Filtration Range:
3-0.005 microns



Receivers

Capacity:
0.5m³ - 5m³

Working pressure:
7-10.5 kg/cm²



Note: Air Receiver and filters of higher capacity are available on request

After Sales and Support Services

As good and efficient are our products, equally excellent are our spare parts along with our maintenance services that we offer through our offices and dealer network. Our dealer network and team of technicians are well equipped to handle all after-sales and support requirements for our products across India. We recommend using original spare parts for the compressors. The spares are generally supplied in pre-packaged kits for all items of a particular type of model and maintenance operation.

Make the correct choice!

- » Genuine Spares and Service
- » Complies with OEM standards
- » Ensures high performance of compressor
- » Minimal service requirements
- » Services and spares delivered with the lowest lead time
- » In-house customer training facility
- » Comprehensive field assistance
- » Dedicated customer care center for quick response

Technical Specifications



KES 7 - KES 11

Model	Free Air Delivery		Maximum Working Pressure		Electric Motor	
	cfm	m3/min	Kg/cm ² g	psi g	KW	hp
KES 7-7.5	46	1.3	7.5	107	7.5	10
KES 7-10	39	1.1	10	142	7.5	10
KES 7-13	32	0.9	13	185	7.5	10
KES 11-7.5	61	1.7	7.5	107	11	15
KES 11-10	53	1.5	10	142	11	15
KES 11-13	45	1.3	13	185	11	15

- » Overall dimensions *L - 1050 mm, W - 720 mm, H - 1468 mm
- » Unit performance measured according to ISO 1217 Ed 3 Annexure-C, 1996 at nominal working pressure of 7, 9.5 and 12.5 kg/cm²
- » All models given above are air cooled

Model	Free Air Delivery		Maximum Working Pressure		Electric Motor	
	cfm	m3/min	Kg/cm ² g	psi g	KW	hp
KESe 30-7.5	201	5.6	7.5	107	30	40
KESe 30-8.5	189	5.3	8.5	121	30	40
KESe 30-10	174	4.9	10	142	30	40
KESe 30-13	147	4.1	13	185	30	40
KESe 37-7.5	255	7.2	7.5	107	37	50
KESe 37-8.5	241	6.8	8.5	121	37	50
KESe 37-10	221	6.3	10	142	37	50
KESe 37-13	189	5.3	13	185	37	50
KESe 45-7.5	305	8.6	7.5	107	45	60
KESe 45-8.5	290	8.2	8.5	121	45	60
KESe 45-10	268	7.5	10	142	45	60
KESe 45-13	233	6.6	13	185	45	60
KESe 55-7.5	368	10.4	7.5	107	55	75
KESe 55-8.5	349	9.8	8.5	121	55	75
KESe 55-10	324	9.2	10	142	55	75
KESe 55-13	286	8.1	13	185	55	75

KES 37-7.5	229	6.5	7.5	107	37	50
KES 37-8.5	211	5.9	8.5	121	37	50
KES 37-10	191	5.4	10	142	37	50
KES 37-13	144	4.1	13	185	37	50
KES 45-7.5	266	7.5	7.5	107	45	60
KES 45-8.5	238	6.7	8.5	121	45	60
KES 45-10	226	6.4	10	142	45	60
KES 45-13	196	5.5	13	185	45	60
KES 55-7.5	297	8.4	7.5	107	55	75
KES 55-8.5	277	7.8	8.5	121	55	75
KES 55-10	266	7.5	10	142	55	75
KES 55-13	226	6.4	13	185	55	75

- » Overall dimensions *L - 1930 mm, W - 925 mm, H-1530 mm
- » Unit performance measured according to ISO 1217 Ed 3 Annexure-C, 1996 at nominal working pressure of 7, 8, 9.5 and 12.5 kg/cm²(g)
- » All models given above are air cooled
- » Models available with option for integrated VFD



KESe 30 - KESe 55



KES 15 - KES 30

Model	Free Air Delivery		Maximum Working Pressure		Electric Motor	
	cfm	m3/min	Kg/cm2 g	psi g	kW	hp
KES 15-7.5	96	2.7	7.5	107	15	20
KES 15-8.5	87	2.5	8.5	121	15	20
KES 15-10	80	2.3	10	142	15	20
KES 15-13	62	1.8	13	185	15	20
KES 18-7.5	117	3.3	7.5	107	18.5	25
KES 18-8.5	106	3.0	8.5	121	18.5	25
KES 18-10	99	2.8	10	142	18.5	25
KES 18-13	80	2.3	13	185	18.5	25
KES 22-7.5	131	3.7	7.5	107	22	30
KES 22-8.5	127	3.6	8.5	121	22	30
KES 22-10	119	3.4	10	142	22	30
KES 22-13	99	2.8	13	185	22	30
KES 30-7.5	187	5.3	7.5	107	30	40
KES 30-8.5	178	5.0	8.5	121	30	40
KES 30-10	154	4.4	10	142	30	40
KES 30-13	128	3.6	13	185	30	40

» Overall dimensions *L - 1250 mm, W - 650 mm, H - 1550 mm



KES 75 - KES 90

Model	Free Air Delivery		Maximum Working Pressure		Electric Motor	
	cfm	m3/min	Kg/cm2 g	psi g	KW	hp
KESe 55S-7.5	383	10.8	7.5	107	55	75
KESe 55S-8.5	358	10.1	8.5	121	55	75
KESe 55S-10	328	9.3	10	142	55	75
KESe 55S-13	276	7.8	13	185	55	75
KESe 75-7.5	534	15.1	7.5	107	75	100
KESe 75-8.5	485	13.7	8.5	121	75	100
KESe 75-10	435	12.3	10	142	75	100
KESe 75-13	367	10.4	13	185	75	100

» Overall dimensions *L - 2360 mm, W - 1250 mm, H-1718 mm

KES 90-7.5	626	17.7	7.5	107	90	120
KES 90-8.5	595	16.8	8.5	121	90	120
KES 90-10	537	15.2	10	142	90	120
KES 90-13	427	12.1	13	185	90	120

» Overall dimensions *L - 2232 mm, W - 1112 mm, H-1740 mm



KESe 110 - KESe 160

Model	Free Air Delivery		Maximum Working Pressure		Electric Motor	
	cfm	m3/min	Kg/cm2 g	psi g	KW	hp
KESe 110-7.5	769	21.8	7.5	107	110	150
KESe 110-8.5	740	20.9	8.5	121	110	150
KESe 110-10	659	18.6	10	142	110	150
KESe 110-13	551	15.6	13	185	110	150
KESe 132-7.5	881	24.9	7.5	107	132	180
KESe 132-8.5	870	24.6	8.5	121	132	180
KESe 132-10	768	21.7	10	142	132	180
KESe 132-13	652	18.4	13	185	132	180
KESe 160-7.5	1047	29.6	7.5	107	160	215
KESe 160-8.5	1000	28.3	8.5	121	160	215
KESe 160-10	925	26.2	10	142	160	215
KESe 160-13	758	21.4	13	185	160	215

» Overall dimensions *L - 3087 mm, W - 1460 mm, H-2369 mm

Notes:

- » Unit performance measured according to ISO 1217 Ed 3 Annexure-C, 1996 at nominal working pressure of 7, 8, 9.5 and 12.5 kg/cm2(g)
- » All models given above are air cooled
- » Models available with option for integrated VFD.

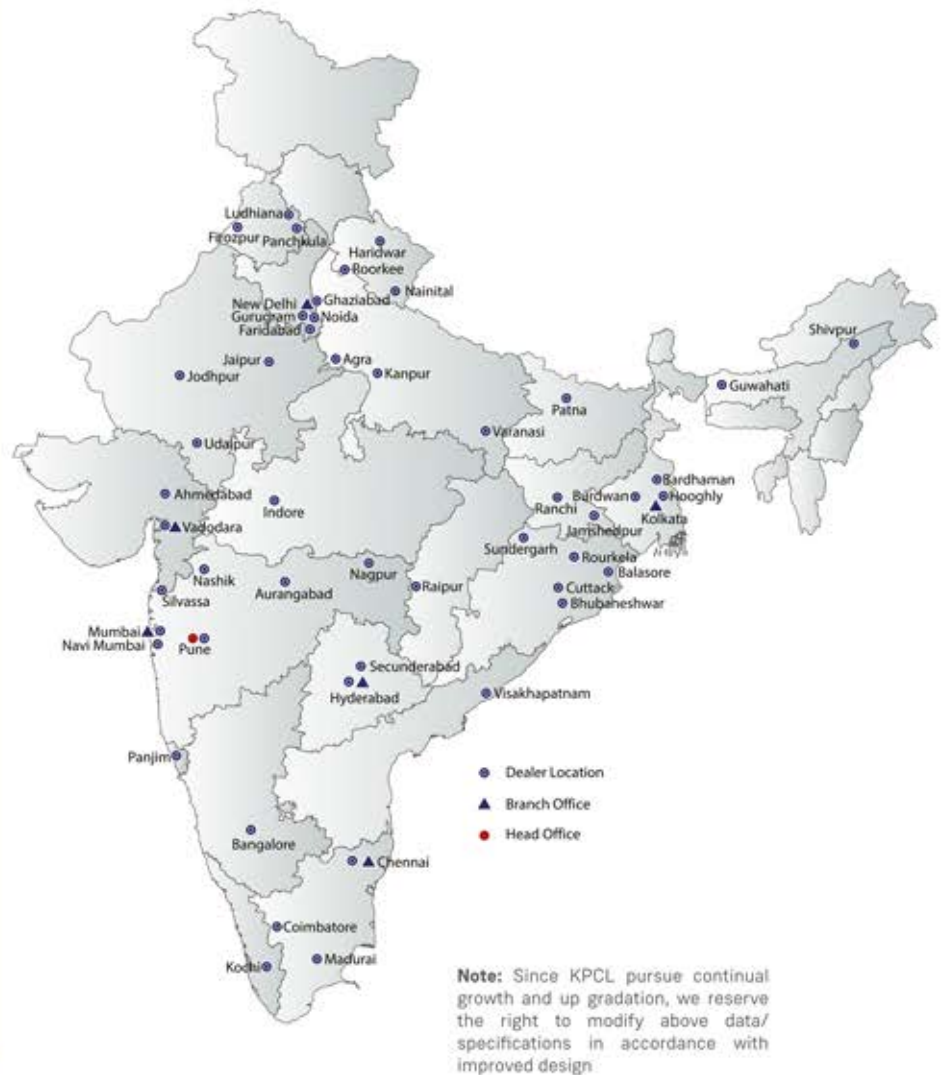
Due to continuous engineering improvements, specifications are subject to change without prior notice. Products images displayed in this brochure are only for representation and may not exactly match the actual product.

After Market Support

At KPCL, we believe in an extended relationship with our customers far beyond the sale of the product. We support the product and its maintenance throughout its life. Our well spread dealer network all over India supports the maintenance of our products.

Our Air Compressor Division (ACD) provides aftersales service for products in warranty and out of warranty, through the Head Office which is wide spread across our network of branch offices, channel partners, and service franchisees. The spare parts division caters to the need of all spare parts of reciprocating compressors, centrifugal compressors, screw compressors, railway brake compressors and high-pressure compressors.

Training is provided at the client site location after commissioning of our compressor system. As per the agreement with clients, our Customer Training Center conducts seminars and service workshops for the client representatives at our Head Office.



Kirloskar Pneumatic Company Limited A Kirloskar Group Company

REGD. OFFICE & WORKS : Pune : Hadapsar Industrial Estate, PUNE 411 013. Ph : 020 - 26870133 / 26727000 Fax : 020 - 26870297 / 26870634. Email : acdmktg@kirloskar.com

MUMBAI : 1002, 10th Floor, Vikas Centre,
Dr. C.G. Road, Opp. Bombay Presidency
Golf Club, Chembur (East),
Mumbai 400 074
Tel: 022 - 25219500
Fax: 022 - 25181313
E-mail: sandeep.tiwari@kirloskar.com
netra.ghangurde@kirloskar.com

DELHI : 607,
Manjusha Building,
57 Nehru Place,
New Delhi 110 019
Tel: 011 - 26289962, 26421346
Fax: 011 - 26429685
E-mail: acdmktg@kirloskar.com

CHENNAI : B-WING, 5th floor,
KGN TOWERS, No.62, Ethiraj Salai,
Egmore, Chennai 600 008
Tel: 044 - 28193066, 28190436,
28192092, 30910143/0144
Fax: 044 - 28194937
E-mail: kpclchnacd@kirloskar.com

HYDERABAD : 3-5-907, 403-404,
Mahavir Lok, Himayatnagar,
Hyderabad 500 029

Tel: 040 - 23260743, 23260746,
Fax: 040 - 23260171
E-mail: kpclhyderabad@kirloskar.com

KOLKATA : 15 GaneshChandra
Avenue, 9th Floor, Kolkatta 700 013
Tel: 033-22118080, 22119081,
22111905
Fax: 033 - 22365586, 22116948
E-mail: acdmktgkol@kirloskar.com

VADODARA : Chi Chi Tower, A, Killol Children Hospital
Lane, Tana Apartment, Ellora Park, Subhanpura,
Vadodara 390007
Tel: 0265 - 2284604, 2284605
Fax: 0265 - 2280095
E-mail: kpclbrd@gmail.com

www.kirloskarpneumatic.com

CIN: L29120PN1974PLC110307

MULTIVISTA

Customer Care: +91 44 42030400
customercare@multivistaglobal.com

Service Care: +91 44 40030400
servicecare@multivistaglobal.com

www.multivistaglobal.com